



*Get Set for School* activity book, p.22

Dear Parents,

We are so excited to have your child with us. This year, we'll be using the *Get Set for School™* curriculum by *Handwriting Without Tears™*. This award-winning Pre-K curriculum is developmentally appropriate and designed so that all children can thrive and build a strong foundation for kindergarten.

*Get Set for School* uses music and movement to engage children and help them develop good learning habits. Children learn actively as they play, color, draw, count, build, and sing. We'll be teaching your child to:

- Develop social-emotional skills to support learning
- Build physical coordination, strength, and crayon grip
- Recognize letters and numbers
- Learn habits for writing capitals and numbers (Start at the top!)
- Ask and answer questions
- Build vocabulary
- Listen to and repeat a simple story
- Sort objects by size, color, or other attributes
- Count, sort, and, create patterns
- More...

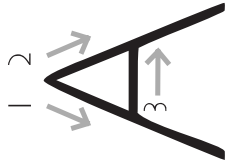
Your children will learn important readiness, early writing, literacy, and math skills. These potentially complex subjects will be broken down into simpler tasks that develop on what children already know. This way, they can master skills one step at a time as they build lifelong learning habits.

Throughout the year, I may ask your child to bring items from home to support classroom lessons. I may also send materials for home practice and discussion. I would be delighted to discuss this curriculum in detail as well as ideas for how you can further support lessons at home.

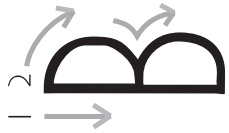
Sincerely,

P.S. I want to support your involvement in your child's learning and invite you to go to [getsetforschool.com](http://getsetforschool.com) to watch how-to videos that will show you what your child will be learning this year. I also encourage you to download activities and try them at home.

# Handwriting Without Tears®



Big line  
Big line  
Little line



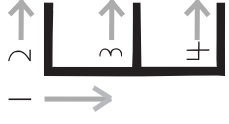
Big line  
Little curve  
Little curve



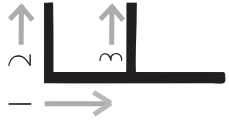
Big C curve



Big line  
Big curve



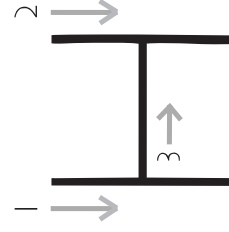
Big line  
Little line  
Little line  
Little line



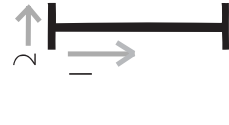
Big line  
Little line  
Little line



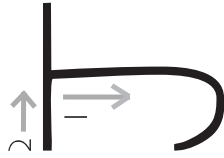
Big curve  
Little line  
Little line



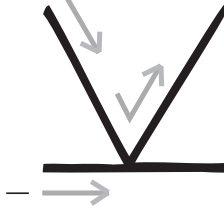
Big line  
Big line  
Little line



Big line  
Little line  
Little line



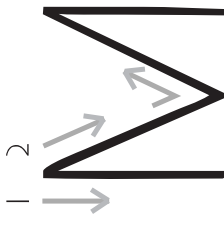
Big line  
Turn  
Little line



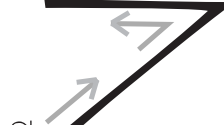
Big line  
Little line  
Little line



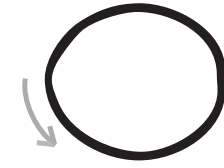
Big line  
Little line



Big line  
Big line  
Big line  
Big line




Big line  
Big line  
Big line



Big C curve  
Keep going  
Little curve



Big line  
Big line  
Little curve



Big C curve  
Keep going  
Little line




Big line  
Little curve  
Little line



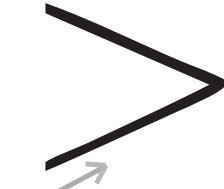
Little curve  
Turn  
Little curve



Big line  
Little line




Big line  
Turn  
Big line



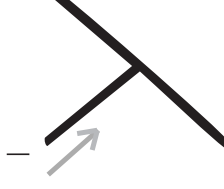
Big line  
Big line



Big line  
Big line  
Big line  
Big line



Big line  
Big line



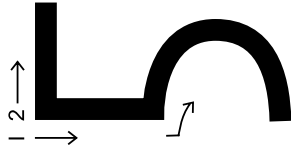
Little line  
Big line



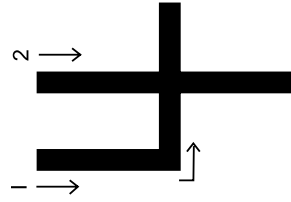
Little line  
Big line  
Little line

© 2008 Jan Z. Olsen Reprinted with permission of Handwriting Without Tears, Inc.

# Handwriting Without Tears®



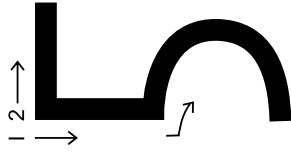
1 starts in the starting corner.  
1 makes a big line down.  
1 stops in the corner.



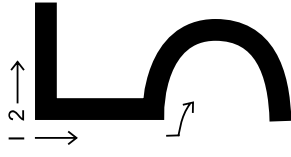
2 starts in the starting corner.  
2 makes a big curve.  
2 stops in the corner.  
2 walks away on the bottom.




3 starts in the starting corner.  
3 makes a little curve to the middle.  
3 makes another little curve to the bottom corner.




4 starts in the starting corner.  
4 makes a little line down to the middle.  
4 walks across the dark night.  
4 jumps to the top and says, "I did it." (big line down)



5 starts in the starting corner.  
5 makes a little line down to the middle. It starts to rain.  
5 makes a little curve around.  
5 puts a little line on top to stop the rain.



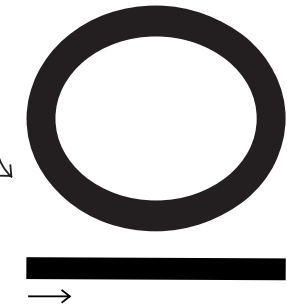
7 starts in the starting corner.  
7 makes a little line across the top.  
7 says, "I better slide down."



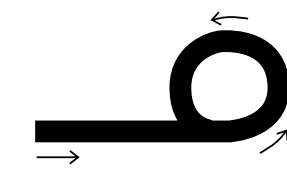
8 is different.  
8 doesn't like corners.  
8 starts at the top center.  
8 begins with S and then says, "I want to go home."



9 is so special.  
9 has its own corner.  
9 makes a little curve.  
9 goes up to the corner.  
9 makes a big line down.



0 uses two places.  
0 comes first.  
0 is next.  
0 starts at the top center.  
0 is finished.



b starts in the starting corner.  
b is a baby bear.  
b goes down to curl up in the corner.  
b is hibernating.